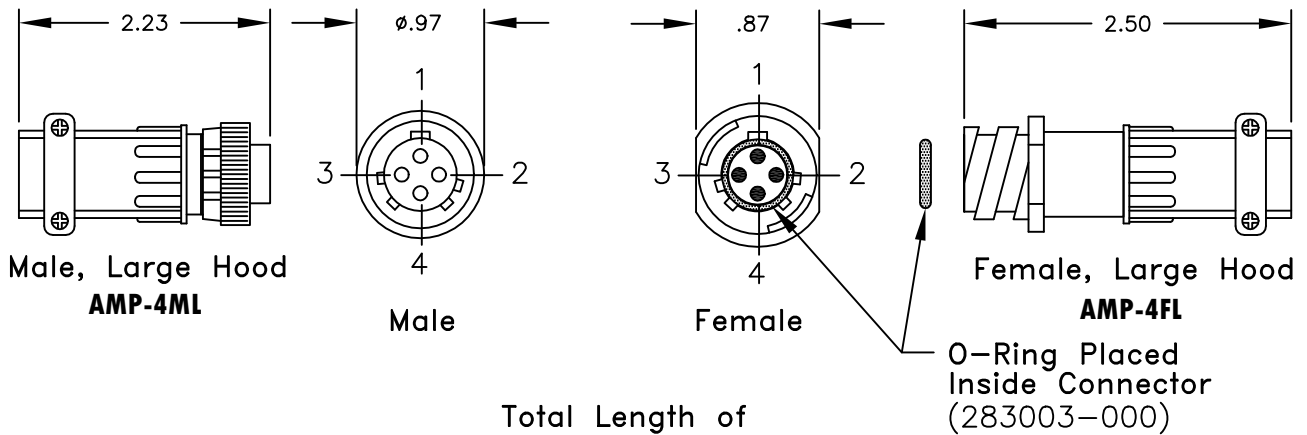


Undersea Systems International, Inc.
dba

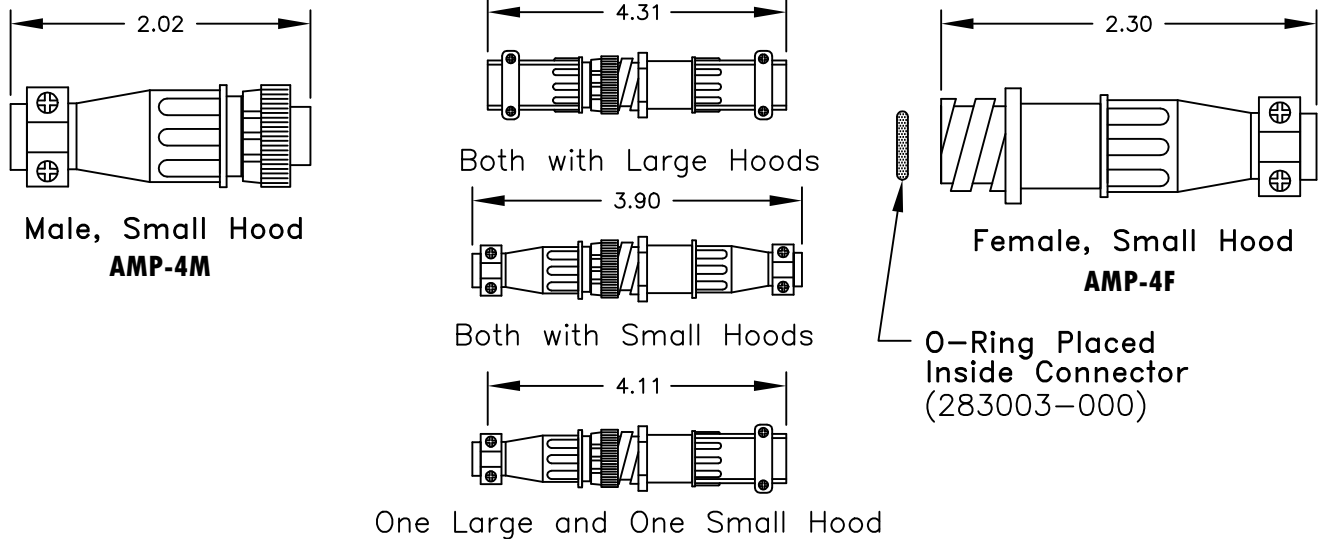
Ocean Technology Systems

AMP CONNECTORS

STANDARD CONFIGURATION



Total Length of Mated Connectors



Standard Wiring

1	—	Mic Shield (GND)
2	—	Mic Signal
3	—	Ear Signal
4	—	Ear Signal

Wiring for Transducer

2	—	N/C
1	—	Transducer Shield
3	—	
4	—	Transducer Center

3133 West Harvard Street, Santa Ana, CA. 92704 - (714) 754-7848

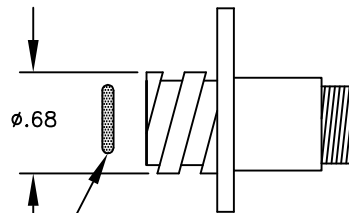
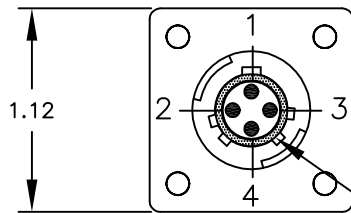
DWG. NO.	REV
507028-001	A
SHEET 1 OF 2	

Undersea Systems International, Inc.
 dba
 Ocean Technology Systems

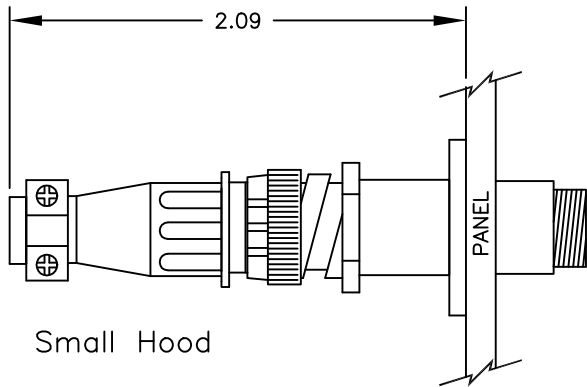
AMP CONNECTORS

PANEL MOUNT FOR SURFACE UNIT TRANSDUCERS

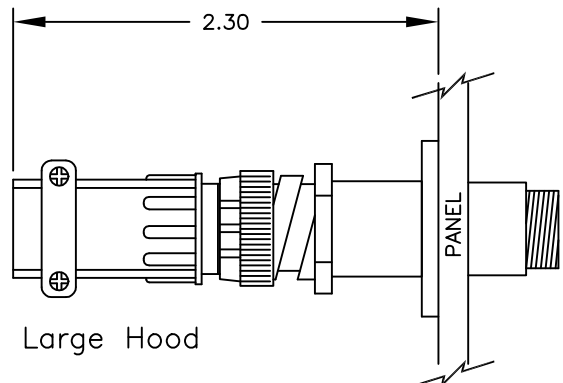
Female
AMP-4BH



O-Ring Placed
 Inside Connector
 (283003-000)



Small Hood



Large Hood

Total Length of Mated Connectors

- | | | |
|---|---|-------------------|
| 1 | — | Transducer Shield |
| 2 | — | N/C |
| 3 | — | Water Switch |
| 4 | — | Transducer Center |